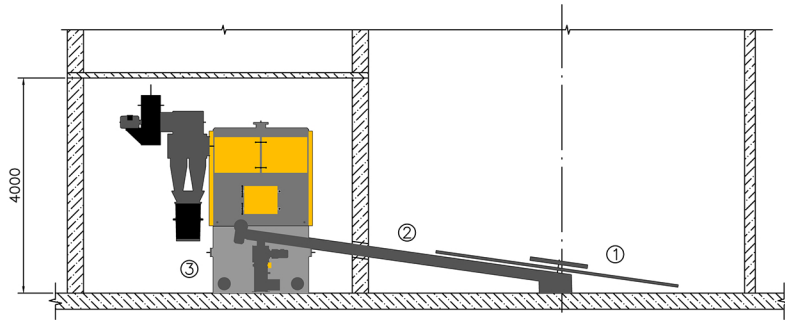
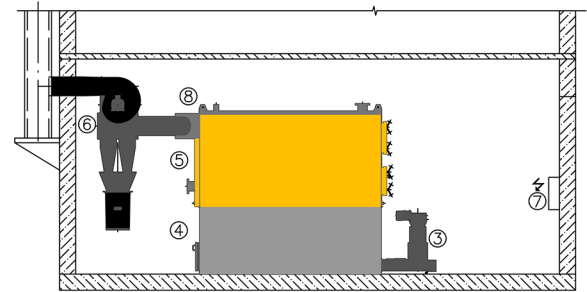


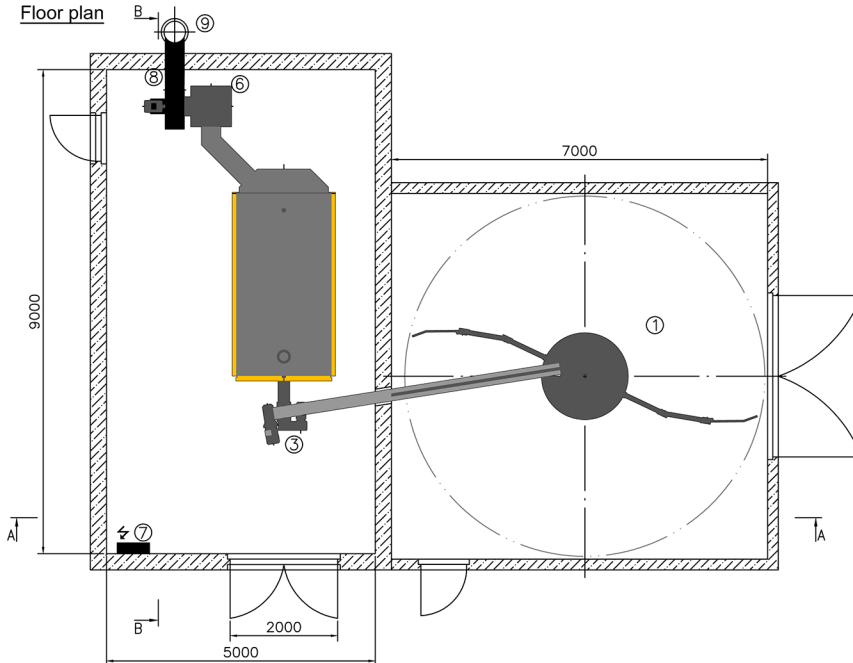
Sectional view A-A



Sectional view B-B



Floor plan



- 1 Discharge via bendable arm
- 2 Transport auger
- 3 Stoker and rotary feeder
- 4 Boiler base
- 5 Boiler
- 6 Multi-cyclone
- 7 Suction draft fan
- 8 Vent holes in the boiler house
- 9 Chimney

Design and construction proposal

for a smoke-free and fully automated
WOOD-CHIP HEATING SystemKURRI

Performance 150 up to 2.000 kW out-put
Silo volume 100 up to 1.000m³

Scale 1:50

K.R.Ing. Ernst KURRI

Fliebergasse 70

A-2700 WR.NEUSTADT

Tel. 0043/(0)2622/23865 / - Fax 15